

# Chapter 1

## An Overview and Brief History of Feedback Control

### 1.1 Problems and Solutions

1. Draw a component block diagram for each of the following feedback control systems.

- (a) The manual steering system of an automobile
- (b) Drebbel's incubator
- (c) The water level controlled by a float and valve
- (d) Watt's steam engine with fly-ball governor

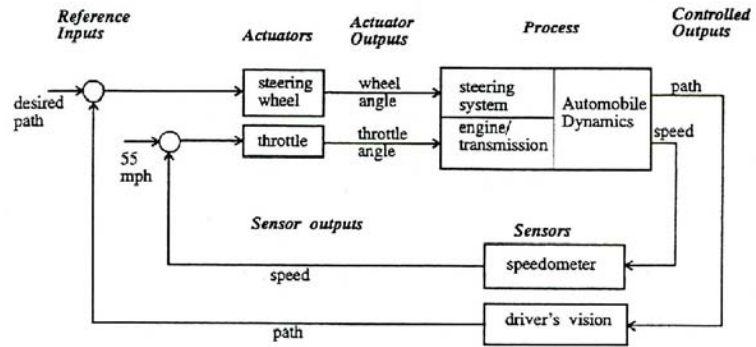
In each case, indicate the location of the elements listed below and give the units associated with each signal.

- the process
- the process output signal
- the sensor
- the actuator
- the actuator output signal
- The reference signal

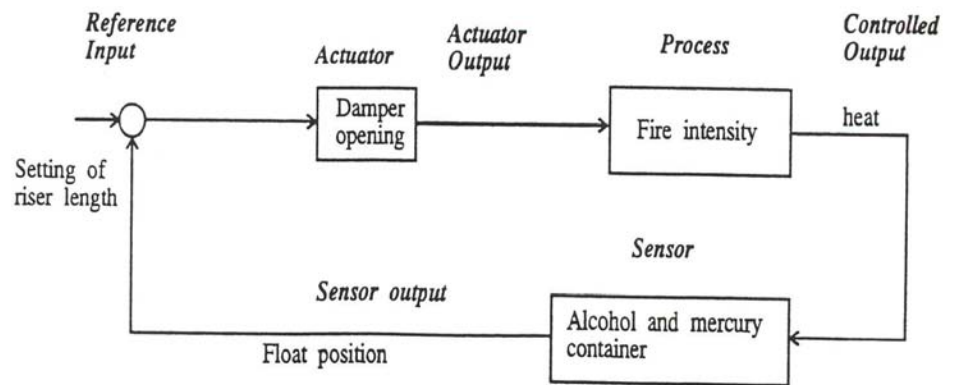
Notice that in a number of cases the same physical device may perform more than one of these functions.

**Solution:**

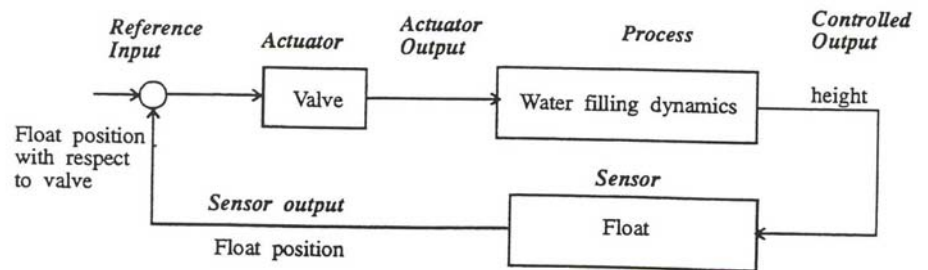
- (a) A manual steering system for an automobile:



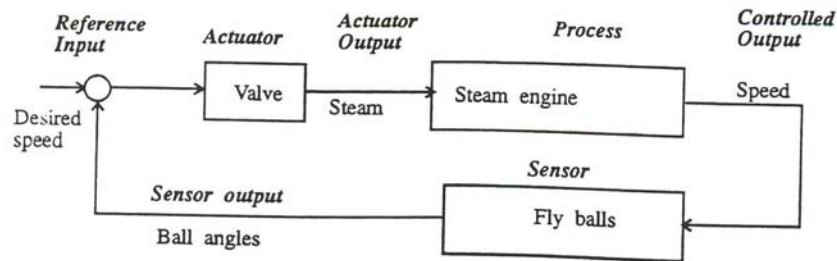
(b) Drebbel's incubator:



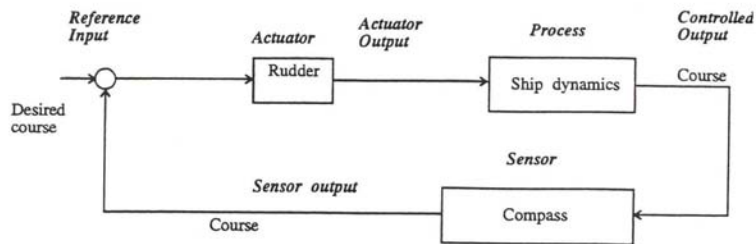
(c) Water level regulator:



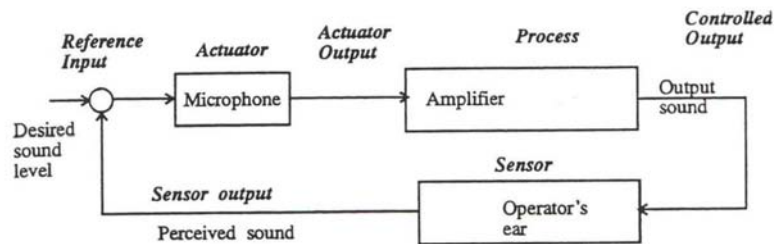
(d) Fly-ball governor:



(e) Automatic steering of a ship:



(f) A public address system:



2. Identify the physical principles and describe the operation of the thermostat in your home or office.

**Solution:**

A thermostat is a device for maintaining a temperature constant at a desired value. It is equipped with a temperature sensor which detects deviation from the desired value, determines whether the temperature setting is exceeded or not, and transmits the information to a furnace or air conditioner so that the temperature in the room is brought back

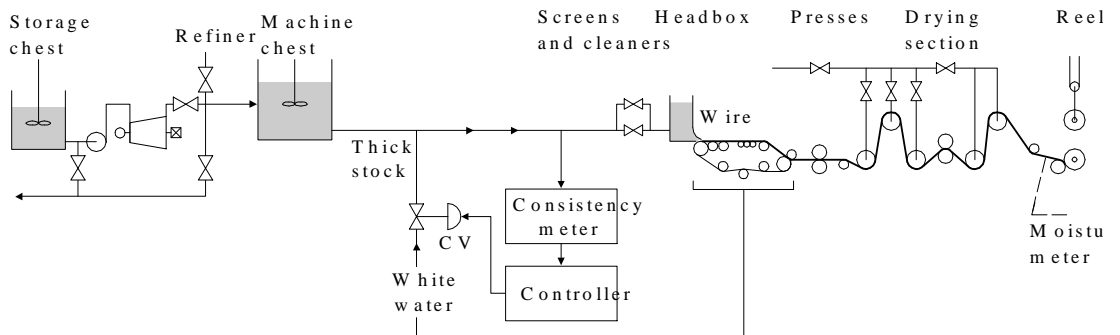


Figure 1.1: A paper making machine *From Karl Astrom, (1970, page 192) reprinted with permission.*

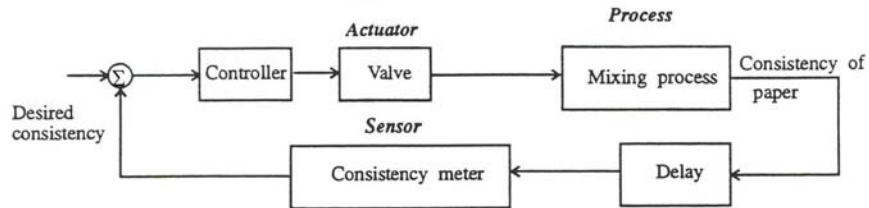
to the desired setting. Examples: Tubes filled with liquid mercury are attached to a bimetallic strip which tilt the tube and cause the mercury to slide over electrical contacts. A bimetallic strip consists of two strips of metal bonded together, each of a different expansion coefficient so that temperature changes bend the metal. In some cases, the bending of bimetallic strips simply cause electrical contacts to open or close directly. In most cases today, temperature is sensed electronically using, for example, a thermistor, a resistor whose resistance changes with temperature. Modern computer-based thermostats are programmable, sense the current from the thermistor and convert that to a digital signal.

3. A machine for making paper is diagrammed in Fig. 1.12. There are two main parameters under feedback control: the density of fibers as controlled by the consistency of the thick stock that flows from the headbox onto the wire, and the moisture content of the final product that comes out of the dryers. Stock from the machine chest is diluted by white water returning from under the wire as controlled by a control valve (CV). A meter supplies a reading of the consistency. At the “dry end” of the machine, there is a moisture sensor. Draw a signal graph and identify the seven components listed in Problem 1 for

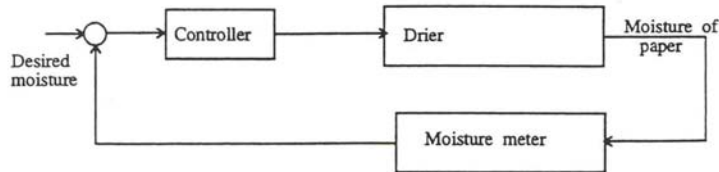
- (a) control of consistency
- (b) control of moisture

**Solution:**

- (a) Control of paper machine consistency:



(b) Control of paper machine moisture:



4. Many variables in the human body are under feedback control. For each of the following controlled variables, draw a graph showing the process being controlled, the sensor that measures the variable, the actuator that causes it to increase and/or decrease, the information path that completes the feedback path, and the disturbances that upset the variable. You may need to consult an encyclopedia or textbook on human physiology for information on this problem.

- (a) blood pressure
- (b) blood sugar concentration
- (c) heart rate
- (d) eye-pointing angle
- (e) eye-pupil diameter

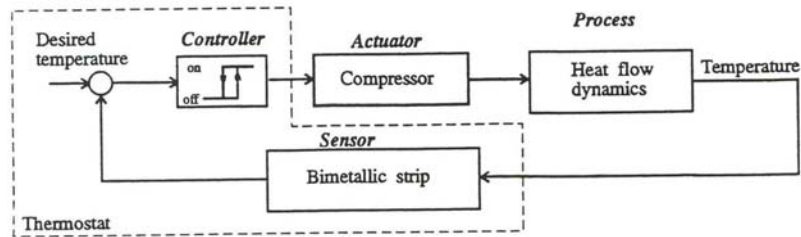
**Solution:**

Feedback control in human body:

Variable	Sensor	Actuator	Information path	Disturbances
a) Blood pressure	-Arterial baroreceptors	-Cardiac output -Arteriolar/venous dilation	-Afferent nerve fibers	-Bleeding -Drugs -Stress,Pain
b) Blood sugar concentration (Glucose)	-Pancreas	-Pancreas secreting insulin	-Blood flow to pancreas	-Diet -Exercise
c) Heart rate	-Diastolic volume sensors -Cardiac sympathetic nerves	-Electrical stimulation of sino-atrial node and cardiac muscle	-Mechanical draw of blood from heart -Circulating epinephrine	-Hormone release -Exercise
d) Eye pointing angle	-Optic nerve -Image detection	-Extraocular muscles	-Cranial innervation	-Head movement -Muscle twitch
e) Pupil diameter	-Rods	-Pupillary sphincter muscles	-Autonomous system	-Ambient light -Drugs
f) Blood calcium level	-Parathyroid gland detectors	-Ca from bones to blood -Gastrointestinal absorption	- Parathormone hormone affecting effector sites	-Ca need in bone -Drugs

5. Draw a graph of the components for temperature control in a refrigerator or automobile air-conditioning system.

**Solution:**

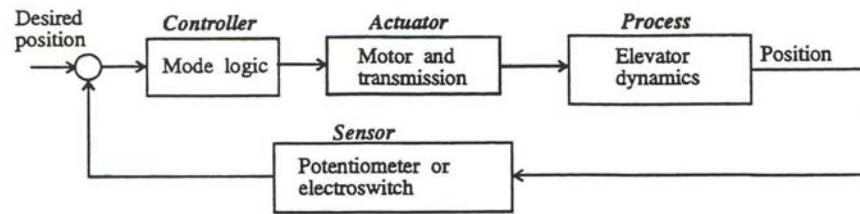


This is the simplest possible system. Modern cases include computer control as described in later chapters.

6. Draw a graph of the components for an elevator-position control. Indicate how you would measure the position of the elevator car. Consider a combined coarse and fine measurement system. What accuracies do you suggest for each sensor? Your system should be able to correct for the fact that in elevators for tall buildings there is significant cable stretch as a function of cab load.

**Solution:**

A coarse measurement can be obtained by an electroswitch located before the desired floor level. When touched, the controller reduces the motor speed. A “fine” sensor can then be used to bring the elevator precisely to the floor level. With a sensor such as the one depicted in the figure, a linear control loop can be created (as opposed to the on-off type of the coarse control). Accuracy required for the course switch is around 5 cm; for the fine floor alignment, an accuracy of about 2 mm is desirable to eliminate any noticeable step for those entering or exiting the elevator.



7. Feedback control requires being able to sense the variable being controlled. Because electrical signals can be transmitted, amplified, and processed easily, often we want to have a sensor whose output is a voltage or current proportional to the variable being measured. Describe a sensor that would give an electrical output proportional to:

- (a) temperature
- (b) pressure
- (c) liquid level
- (d) flow of liquid along a pipe (or blood along an artery) force
- (e) linear position
- (f) rotational position
- (g) linear velocity
- (h) rotational speed
- (i) translational acceleration
- (j) torque

**Solution:**

Sensors for feedback control systems with electrical output. Examples

- (a) Temperature: Thermistor- temperature sensitive resistor with resistance change proportional to temperature; Thermocouple; Thyristor. Modern thermostats are computer controlled and programmable.
- (b) Pressure: Strain sensitive resistor mounted on a diaphragm which bends due to changing pressure

